



15285 SOUTHWEST WARBLER WAY UNIT 102, BEAVERTON, OR 97007

AREA REPORT



VERY CONVENIENT

This home is in a **very convenient** area. Some daily errands in this location **require a car** and most major services are within **1** mile.



MOVIE THEATER



MEDICAL



COFFEE



GYM



GROCERIES



0.1 MILES

0.2 MILES

0.2 MILES

0.2 MILES

0.2 MILES



CLEANERS



PHARMACY



GAS



ATM

0.7 MILES

0.5 MILES

0.4 MILES

0.4 MILES



15285 SOUTHWEST WARBLER WAY UNIT 102, BEAVERTON, OR 97007





OUTDOOR REPORT



THE GREAT OUTDOORS

This home is located near a variety of outdoor activities.

POPULAR

	DOG PARK SUMMERLAKE DOG PARK	1.2 MILES
	PARK SEXTON MOUNTAIN MEADOWS PARK	2 MILES
	GOLF COURSE GREENWAY PARK DISC GOLF	2.4 MILES
	HIKING TUALATIN RIVER NATIONAL WILDLIFE REFUGE	3.5 MILES





15285 SOUTHWEST WARBLER WAY UNIT 102, BEAVERTON, OR 97007

FOOD REPORT



NEIGHBORHOOD EATS

This home is located near **156** moderately priced restaurants and has an **above average** variety of cuisines.

165



WITHIN 5 MILES

\$

102

\$\$

54

\$\$\$

4

\$\$\$\$

0

GOOD EATS BY CATEGORY

FAST FOOD	26
ASIAN	19
PIZZA	19
MEXICAN	14
AMERICAN	14
THAI	10
BARS	8
INTERNATIONAL	6
JAPANESE	5
OTHER	17



15285 SOUTHWEST WARBLER WAY UNIT 102, BEAVERTON,
OR 97007

SCHOOL REPORT



SCHOOLS IN YOUR AREA

The assigned schools are **average** for the area. There are also **15** private schools and **3** charter schools within **5** miles.

K-5

NANCY RYLES
ELEMENTARY SCHOOL
ASSIGNED

7
RATING

6-8

CONESTOGA MIDDLE
SCHOOL
ASSIGNED

5
RATING

9-12

MOUNTAINSIDE HIGH
SCHOOL
ASSIGNED

6
RATING

