



6720 SOUTHWEST WILSON AVENUE, BEAVERTON, OR 97008

AREA REPORT



VERY CONVENIENT

This home is in a **very convenient** area. Some daily errands in this location **require a car** and most major services are within **1** mile.



COFFEE

SAFeway

GROCERIES



CLEANERS



GAS



ATM



0.4 MILES

0.4 MILES

0.5 MILES

0.5 MILES

0.5 MILES



MOVIE THEATER



GYM



PHARMACY



MEDICAL

1.9 MILES

1.2 MILES

0.6 MILES

0.5 MILES



6720 SOUTHWEST WILSON AVENUE, BEAVERTON, OR 97008





OUTDOOR REPORT



THE GREAT OUTDOORS

This home is located near a variety of outdoor activities.

POPULAR

	PARK SEXTON MOUNTAIN MEADOWS PARK	0.9 MILES
	GOLF COURSE GREENWAY PARK DISC GOLF	1.5 MILES
	DOG PARK SUMMERLAKE DOG PARK	2.4 MILES
	HIKING FOREST PARK	4 MILES





6720 SOUTHWEST WILSON AVENUE, BEAVERTON, OR
97008

FOOD REPORT



NEIGHBORHOOD EATS

This home is located near **158** moderately priced restaurants and has an **above average** variety of cuisines.

162



WITHIN 5 MILES

\$

108

\$\$

50

\$\$\$

3

\$\$\$\$

0

GOOD EATS BY CATEGORY

FAST FOOD	30
PIZZA	18
ASIAN	18
AMERICAN	17
MEXICAN	15
THAI	8
JAPANESE	8
BARS	7
SEAFOOD	4
OTHER	17



6720 SOUTHWEST WILSON AVENUE, BEAVERTON, OR 97008

SCHOOL REPORT



SCHOOLS IN YOUR AREA

The assigned schools are **average** for the area. There are also **24** private schools and **2** charter schools within **5** miles.

PK-5	FIR GROVE ELEMENTARY SCHOOL ASSIGNED	7 RATING
------	---	-------------

6-8	HIGHLAND PARK MIDDLE SCHOOL ASSIGNED	6 RATING
-----	---	-------------

9-12	SOUTHRIDGE HIGH SCHOOL ASSIGNED	6 RATING
------	------------------------------------	-------------

