



1306 SOUTHEAST 28TH AVENUE, PORTLAND, OR 97214

AREA REPORT



VERY CONVENIENT

This home is in a **very convenient** area. Some daily errands in this location **require a car** and most major services are within **1** mile.

-  SAFEWAY
GROCERIES
-  COFFEE
-  CLEANERS
-  MEDICAL
-  GAS



0.1 MILES

0.1 MILES

0.1 MILES

0.1 MILES

0.2 MILES



MOVIE THEATER



GYM



ATM



PHARMACY

0.4 MILES

0.4 MILES

0.3 MILES

0.3 MILES



1306 SOUTHEAST 28TH AVENUE, PORTLAND, OR 97214





OUTDOOR REPORT



THE GREAT OUTDOORS

This home is located near a variety of outdoor activities.

POPULAR

	PARK SEWALLCREST PARK	0.3 MILES
	DOG PARK NORMANDALE PARK	2 MILES
	GOLF COURSE GLOWING GREENS	2 MILES
	HIKING SELLWOOD RIVERFRONT PARK	3.6 MILES





1306 SOUTHEAST 28TH AVENUE, PORTLAND, OR 97214

FOOD REPORT



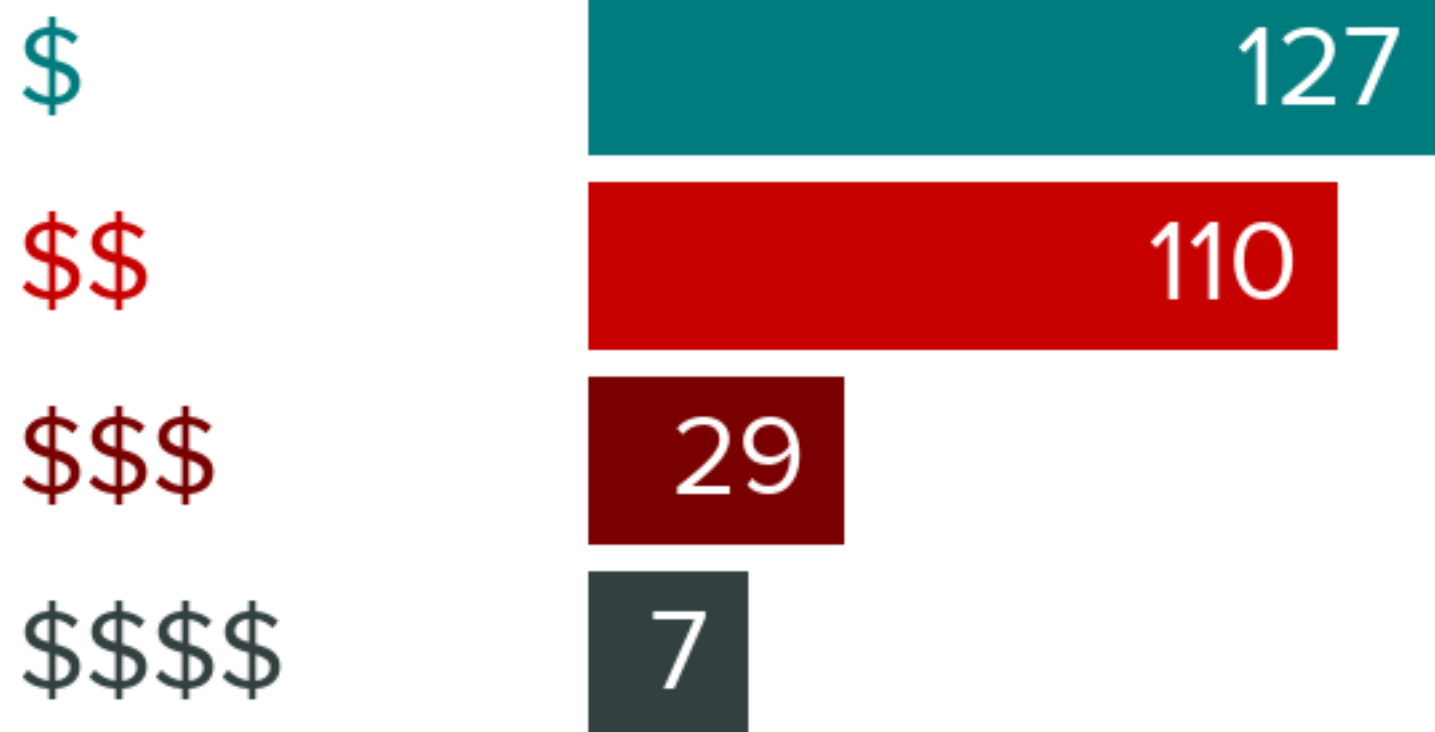
NEIGHBORHOOD EATS

This home is located near **237** moderately priced restaurants and has an **above average** variety of cuisines.

279



WITHIN 5 MILES



GOOD EATS BY CATEGORY

AMERICAN	92
FAST FOOD	28
BARS	27
CAFES, COFFEE AND TEA	17
SPORTS BARS	14
INTERNATIONAL	14
SEAFOOD	10
BARBECUE	9
FRENCH	8
OTHER	18



1306 SOUTHEAST 28TH AVENUE, PORTLAND, OR 97214

SCHOOL REPORT



SCHOOLS IN YOUR AREA

The assigned schools are **average** for the area. There are also **71** private schools and **6** charter schools within **5** miles.

K-8

SUNNYSIDE ENVIRONMENTAL SCHOOL
ASSIGNED

5
RATING

9-12

FRANKLIN HIGH SCHOOL
ASSIGNED

5
RATING

