



2031 SOUTHEAST 44TH AVENUE, PORTLAND, OR 97215

AREA REPORT



VERY CONVENIENT

This home is in a **very convenient** area. Some daily errands in this location **require a car** and most major services are within **1** mile.



MEDICAL



COFFEE



GYM



ATM



MOVIE THEATER



0.2 MILES

0.2 MILES

0.2 MILES

0.3 MILES

0.3 MILES



GAS



PHARMACY



GROCERIES



CLEANERS

0.4 MILES

0.3 MILES

0.3 MILES

0.3 MILES



2031 SOUTHEAST 44TH AVENUE, PORTLAND, OR 97215





OUTDOOR REPORT



THE GREAT OUTDOORS

This home is located near a variety of outdoor activities.

POPULAR

	PARK CLINTON PARK	0.7 MILES
	DOG PARK NORMANDALE PARK	1.7 MILES
	GOLF COURSE EASTMORELAND GOLF COURSE	2.3 MILES
	HIKING SELLWOOD RIVERFRONT PARK	3.7 MILES





2031 SOUTHEAST 44TH AVENUE, PORTLAND, OR 97215

FOOD REPORT



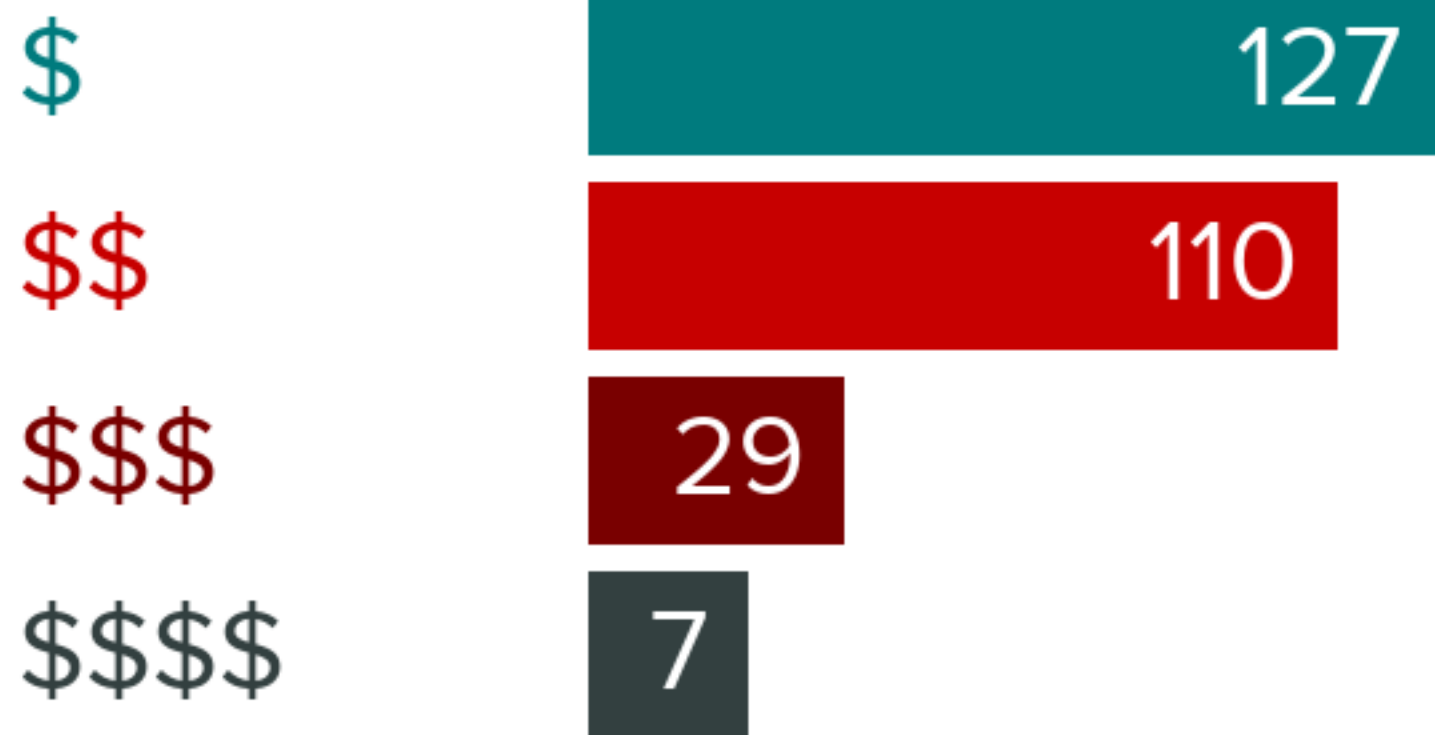
NEIGHBORHOOD EATS

This home is located near **237** moderately priced restaurants and has an **above average** variety of cuisines.

279



WITHIN 5 MILES



GOOD EATS BY CATEGORY

AMERICAN	96
BARS	29
FAST FOOD	27
CAFES, COFFEE AND TEA	17
SPORTS BARS	14
INTERNATIONAL	13
SEAFOOD	10
FRENCH	8
BARBECUE	8
OTHER	18



SCHOOLS IN YOUR AREA

The assigned schools are **average** for the area. There are also **73** private schools and **6** charter schools within **5** miles.

K-5

GLENCOE ELEMENTARY SCHOOL
ASSIGNED

8
RATING

6-8

MT TABOR MIDDLE SCHOOL
ASSIGNED

4
RATING

9-12

FRANKLIN HIGH SCHOOL
ASSIGNED

5
RATING

