



724 SOUTHEAST 16TH AVENUE, PORTLAND, OR 97214

# AREA REPORT



## VERY CONVENIENT

This home is in a **very convenient** area. Some daily errands in this location **require a car** and most major services are within **1** mile.



COFFEE



MEDICAL



ATM



GROCERIES



PHARMACY



0.1  
MILES

0.3  
MILES

0.3  
MILES

0.4  
MILES

0.4  
MILES



CLEANERS



MOVIE THEATER



GAS



GYM

0.6  
MILES

0.6  
MILES

0.5  
MILES

0.5  
MILES



724 SOUTHEAST 16TH AVENUE, PORTLAND, OR 97214





# OUTDOOR REPORT

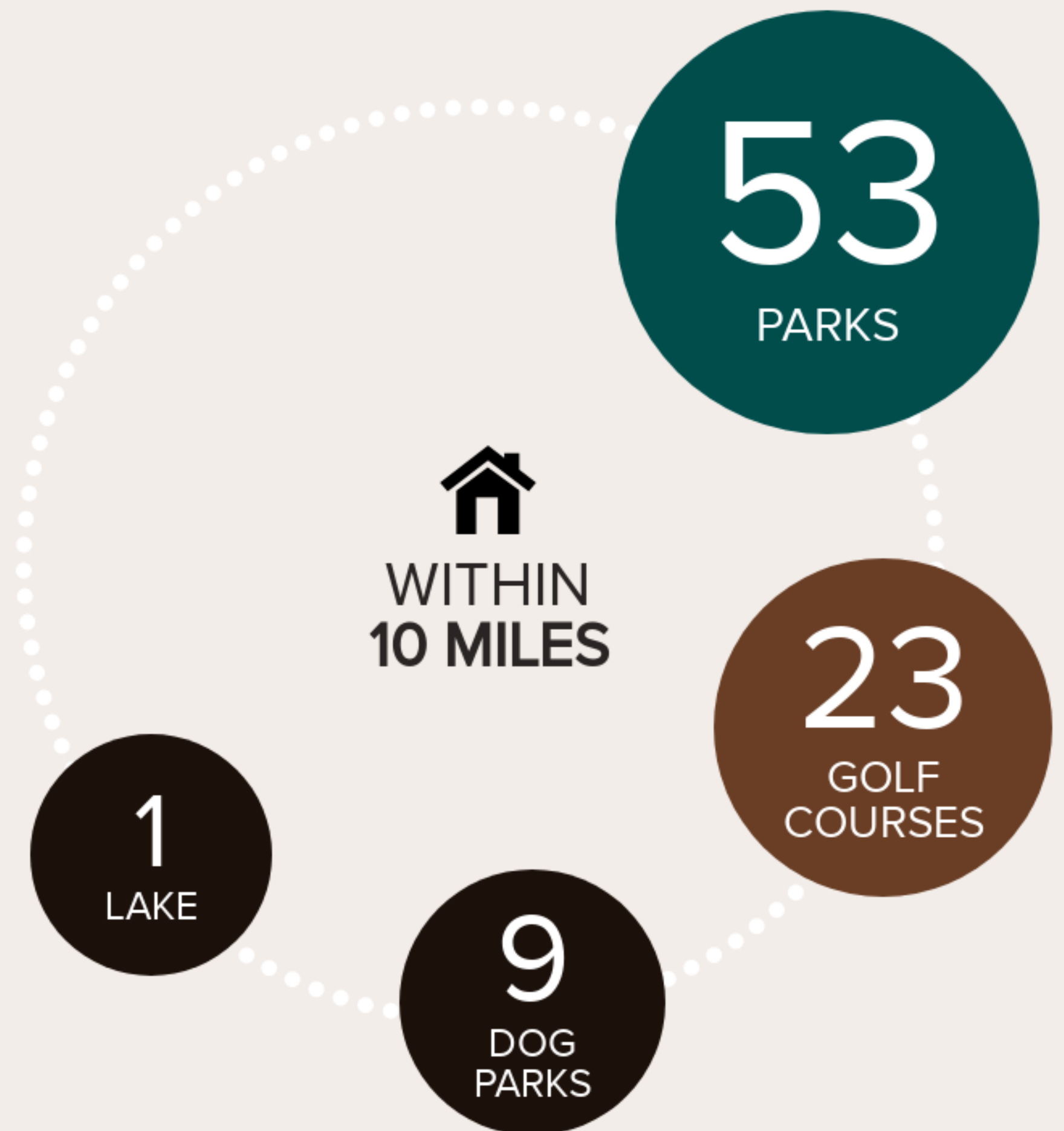


# THE GREAT OUTDOORS

This home is located near a variety of outdoor activities.

## POPULAR

	<b>PARK</b> INTERNATIONAL ROSE TEST GARDEN	<b>2.7</b> MILES
	<b>GOLF COURSE</b> EASTMORELAND GOLF COURSE	<b>3</b> MILES
	<b>DOG PARK</b> COUNCIL CREST PARK	<b>3.1</b> MILES
	<b>LAKE</b> WESTMORELAND PARK CASTING POND	<b>3.3</b> MILES





724 SOUTHEAST 16TH AVENUE, PORTLAND, OR 97214

# FOOD REPORT



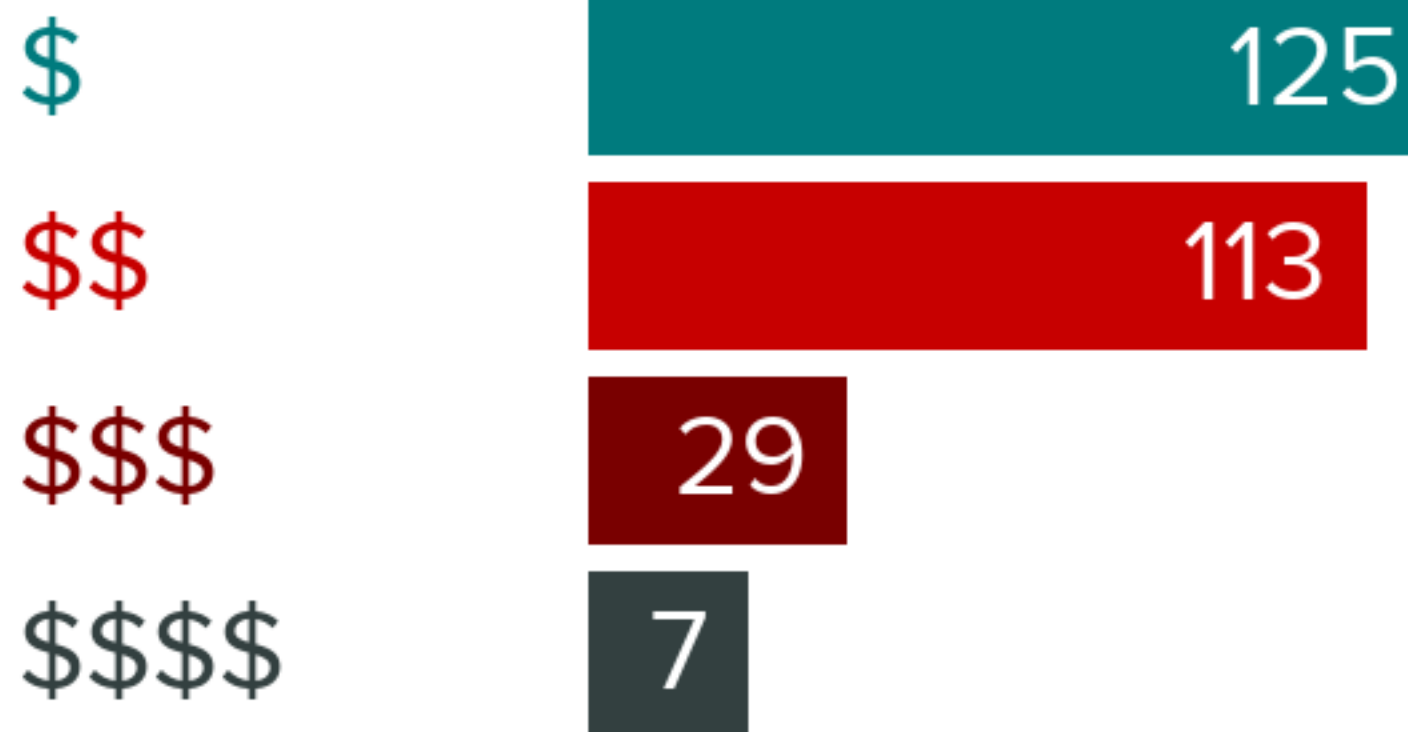
## NEIGHBORHOOD EATS

This home is located near **238** moderately priced restaurants and has an **above average** variety of cuisines.

# 280



WITHIN 5 MILES



### GOOD EATS BY CATEGORY

AMERICAN	93
FAST FOOD	27
BARS	27
CAFES	
COFFEE AND TEA HOUSES	17
INTERNATIONAL	14
SPORTS BARS	14
SEAFOOD	9
BARBECUE	9
FRENCH	8
OTHER	19





724 SOUTHEAST 16TH AVENUE, PORTLAND, OR 97214

# SCHOOL REPORT



## SCHOOLS IN YOUR AREA

The assigned schools are **average** for the area. There are also **72** private schools and **5** charter schools within **5** miles.

K-5	BUCKMAN ELEMENTARY SCHOOL ASSIGNED	5 RATING
6-8	HOSFORD MIDDLE SCHOOL ASSIGNED	6 RATING
9-12	CLEVELAND HIGH SCHOOL ASSIGNED	6 RATING

