



5425 SOUTHEAST DIVISION STREET, PORTLAND, OR
97206

AREA REPORT



VERY CONVENIENT

This home is in a **very convenient** area. Some daily errands in this location **require a car** and most major services are within **1** mile.



COFFEE



MEDICAL



GROCERIES



GAS



ATM



0.1
MILES

0.2
MILES

0.3
MILES

0.7
MILES

0.7
MILES



MOVIE THEATER



PHARMACY



CLEANERS



GYM

1
MILE

0.8
MILES

0.8
MILES

0.7
MILES



5425 SOUTHEAST DIVISION STREET, PORTLAND, OR
97206

SCHOOL REPORT



SCHOOLS IN YOUR AREA

The assigned schools are **average** for the area. There are also **68** private schools and **6** charter schools within **5** miles.

K-5

ATKINSON ELEMENTARY
SCHOOL
ASSIGNED

5
RATING

6-8

MT TABOR MIDDLE
SCHOOL
ASSIGNED

7
RATING

9-12

FRANKLIN HIGH
SCHOOL
ASSIGNED

7
RATING





5425 SOUTHEAST DIVISION STREET, PORTLAND, OR 97206





OUTDOOR REPORT

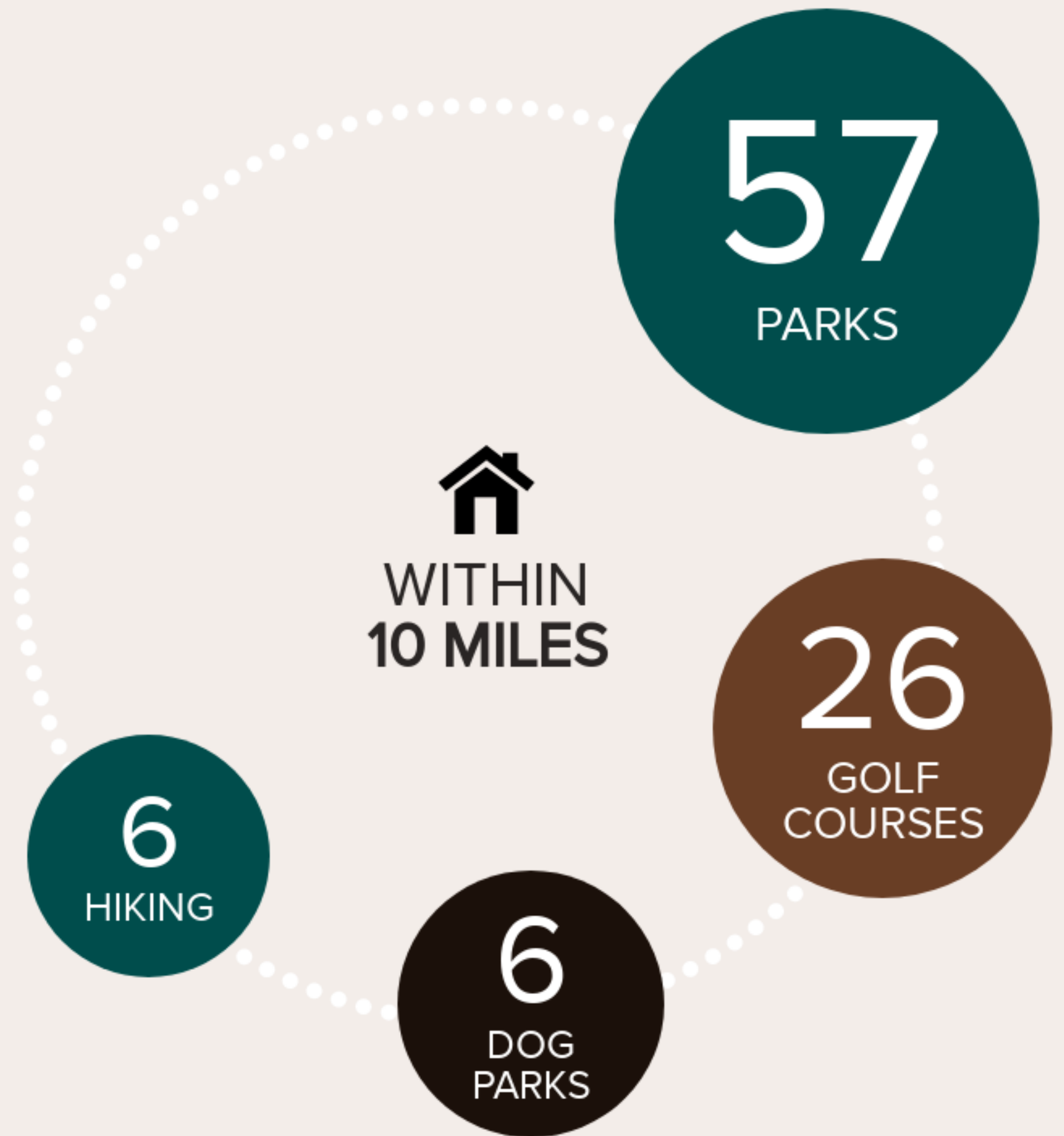


THE GREAT OUTDOORS

This home is located near a variety of outdoor activities.

POPULAR

	PARK CLINTON PARK	0.3 MILES
	DOG PARK NORMANDALE PARK	1.8 MILES
	GOLF COURSE ROSE CITY GOLF COURSE	2.4 MILES
	HIKING SELLWOOD RIVERFRONT PARK	3.9 MILES





5425 SOUTHEAST DIVISION STREET, PORTLAND, OR 97206

FOOD REPORT



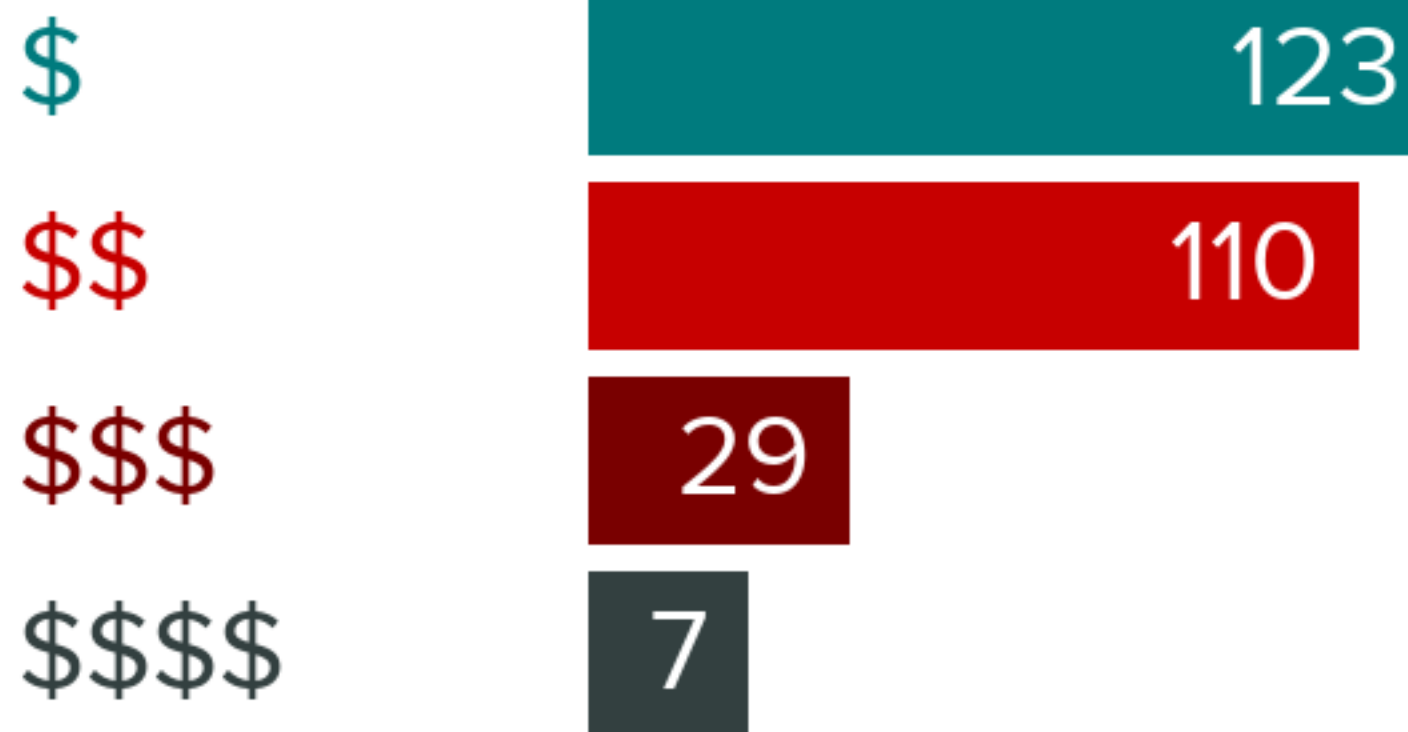
NEIGHBORHOOD EATS

This home is located near **233** moderately priced restaurants and has an **above average** variety of cuisines.

275



WITHIN 5 MILES



GOOD EATS BY CATEGORY

AMERICAN	93
BARS	29
FAST FOOD	27
CAFES	
COFFEE AND TEA HOUSES	16
SPORTS BARS	14
INTERNATIONAL	13
SEAFOOD	10
FRENCH	8
VEGAN AND VEGETARIAN	7
OTHER	18